

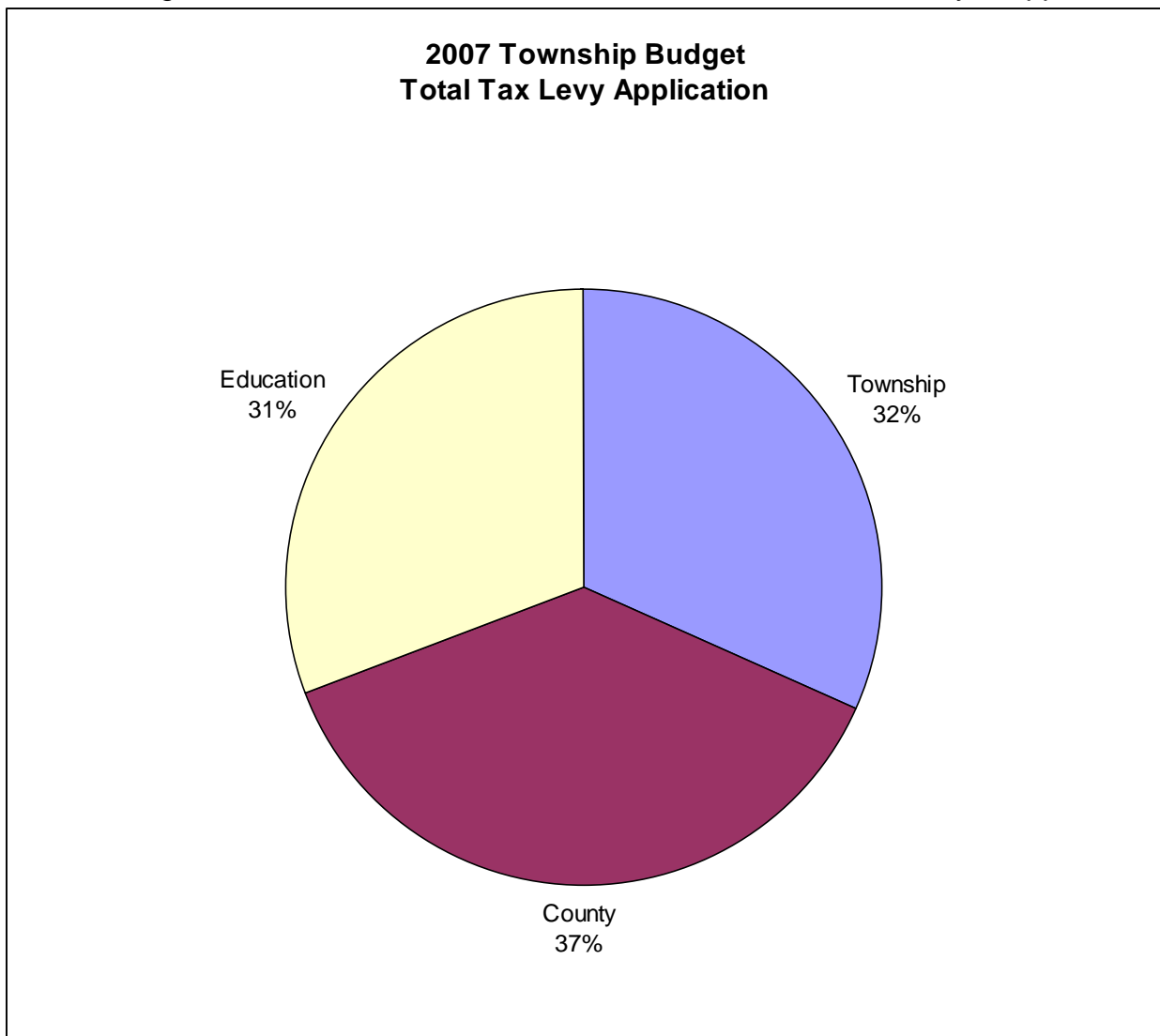
Township of East Zorra-Tavistock 2007 Tax Levy and Budget Highlights

2007 Total Tax Levy

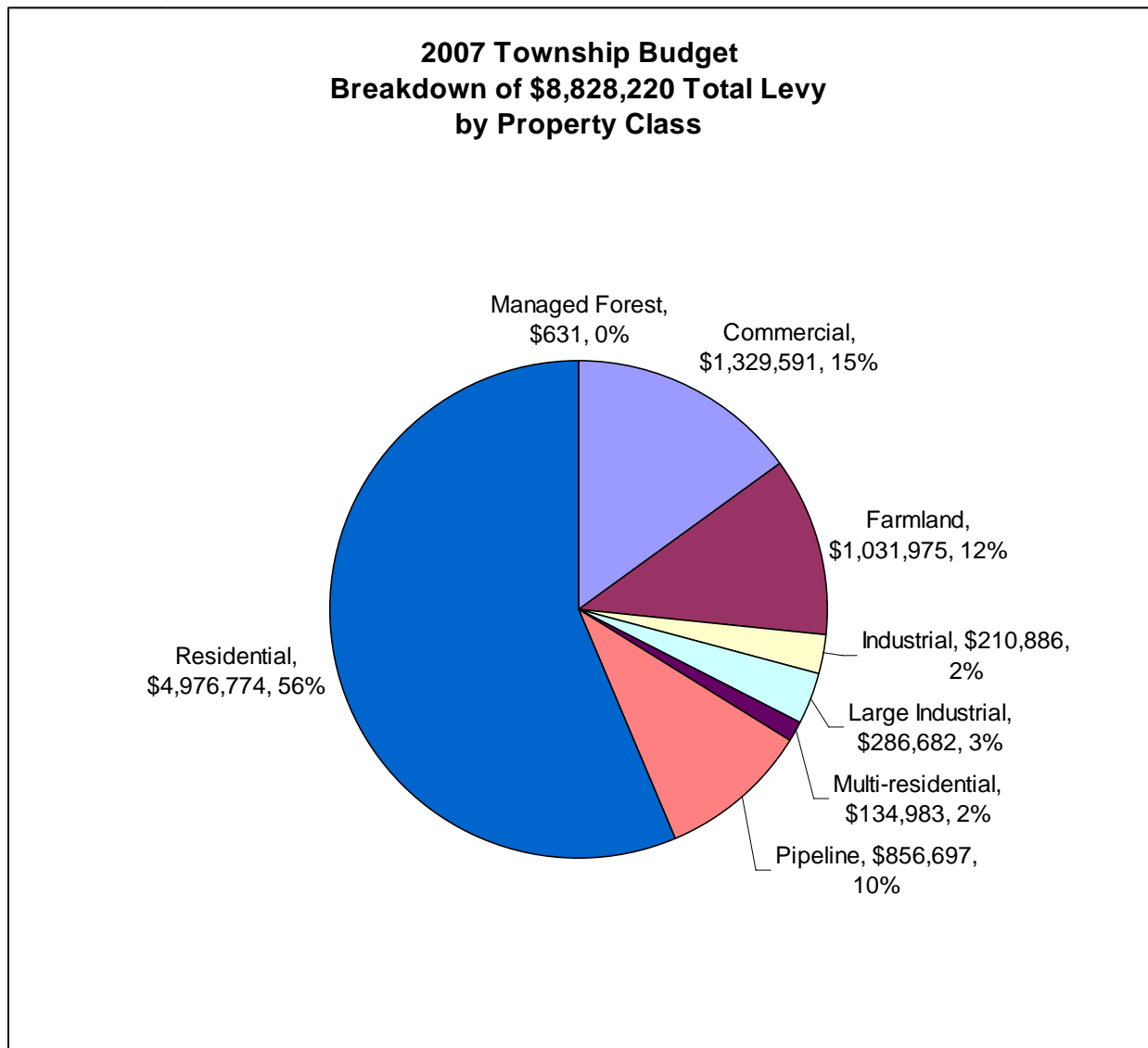
Township	\$2,789,556	(2006 - \$2,679,644)
County	\$3,318,923	(2006 - \$3,377,255)*
Education	<u>\$2,719,741</u>	(2006 - \$2,774,019)*
Total	<u>\$8,828,220</u>	(2006 - \$8,830,918)*

*Township Levy increase is 4.1%, County Levy Increase is 3.86%. No change to Education Levy. 2007 County and Education levies are lower than 2006 due to Boundary Adjustment with the City of Woodstock.

The following chart illustrates the breakdown of where the Total Tax Levy is applied.



The following chart illustrates where the Total Tax Levy comes from by Property Class.

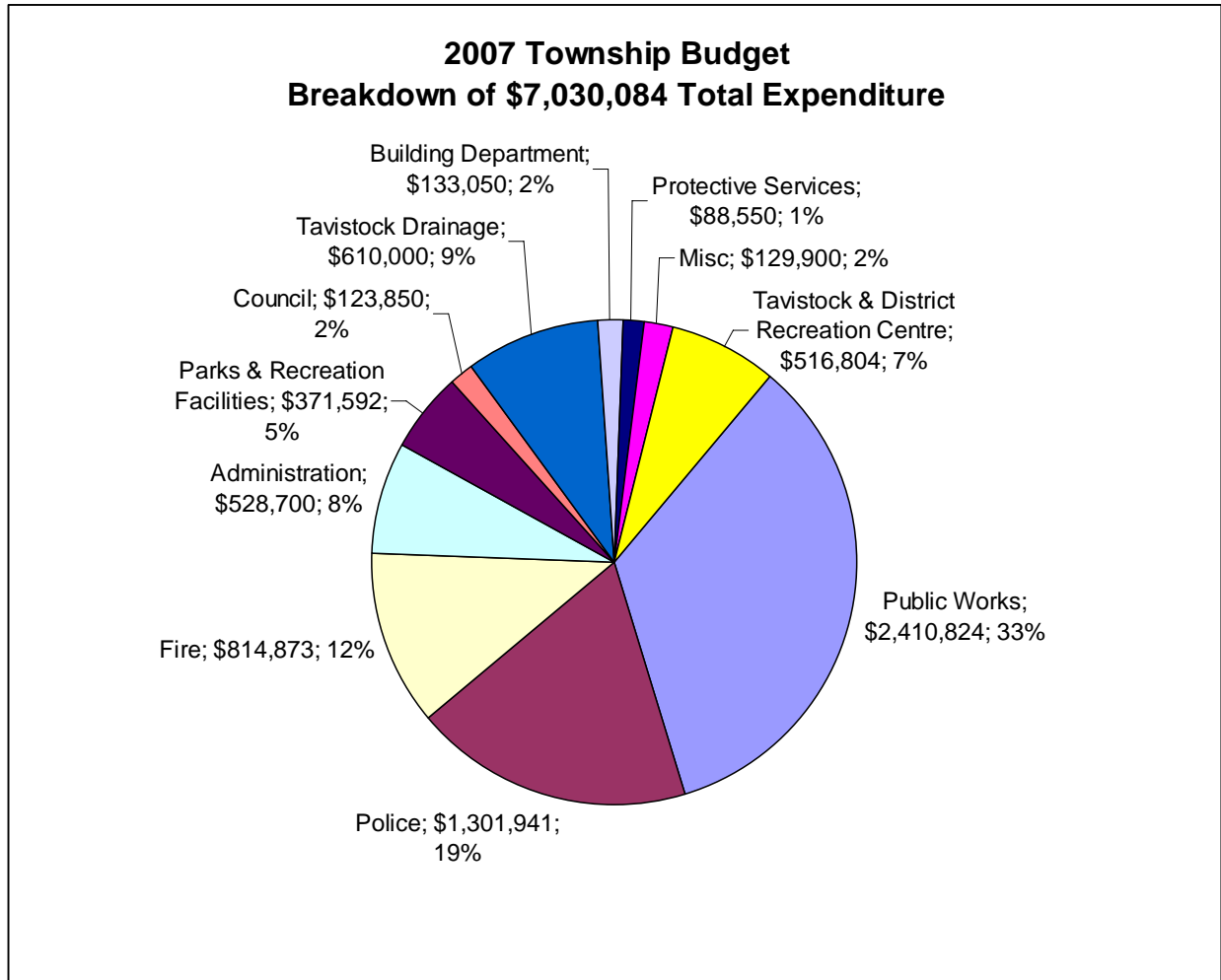


2007 Tax Rates

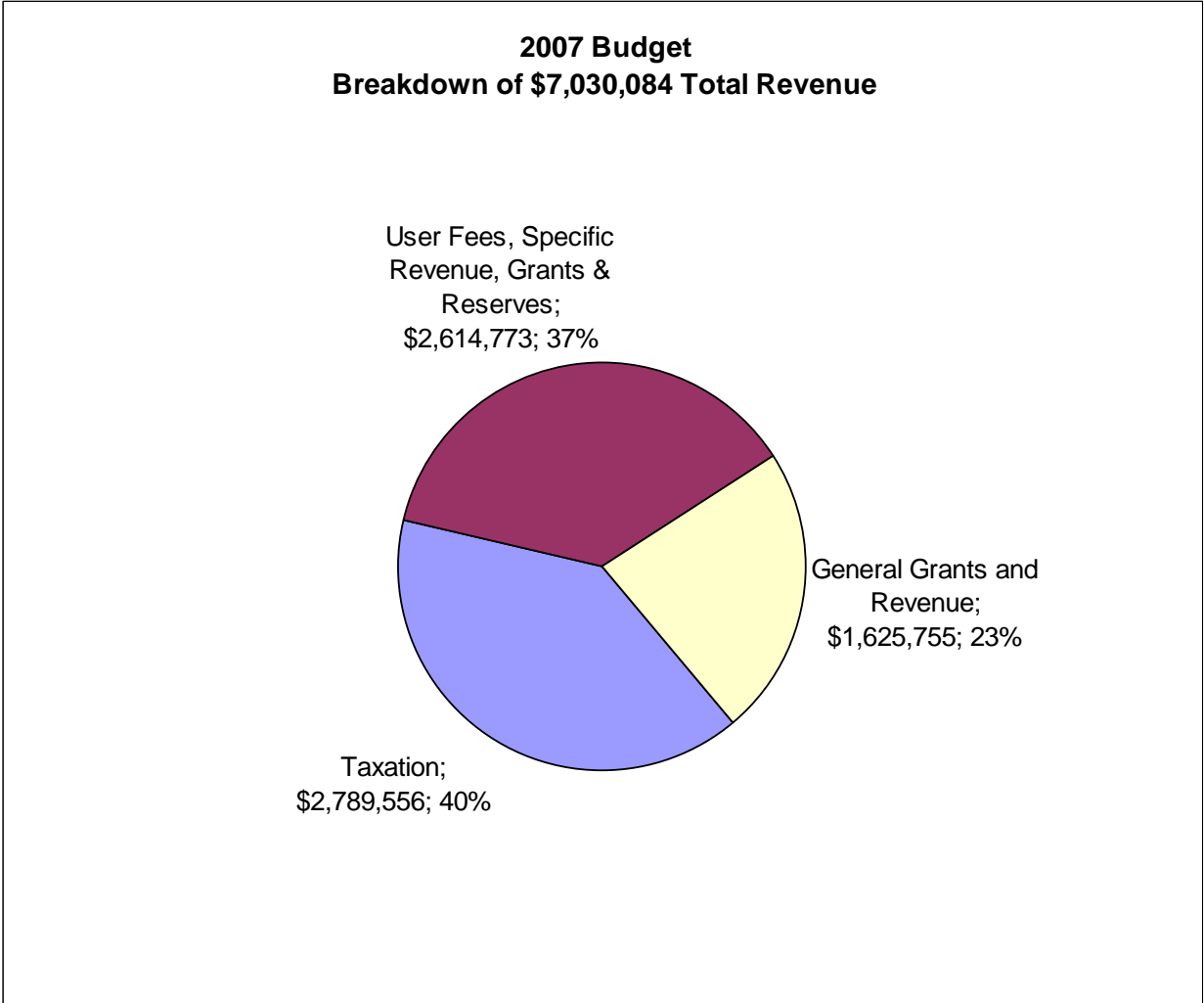
Assessment Class		Township Tax Rates	County Tax Rates	Education Tax Rates	Total Tax Rates
Commercial	CT	0.00835648	0.00994226	0.02060039	0.03889913
Commercial: Excess Land	CU	0.00584954	0.00695958	0.01442027	0.02722939
Commercial: Vacant Land	CX	0.00584954	0.00695958	0.01442027	0.02722939
Farmlands	FT	0.00109850	0.00130696	0.00066000	0.00306546
Industrial	IT	0.01155618	0.01374915	0.02926967	0.05457500
Industrial: Excess Land	IU	0.00751152	0.00893695	0.01902529	0.03547375
Industrial: Vacant Land	IX	0.00751152	0.00893695	0.01902529	0.03547375
Large Industrial	LT	0.01155618	0.01374915	0.02926967	0.05457500
Multi-Residential	MT	0.01203952	0.01432422	0.00264000	0.02900374
Pipeline	PT	0.00553335	0.00658339	0.01295267	0.02506941
Residential/Farm	RT	0.00439399	0.00522782	0.00264000	0.01226181
Managed Forest	TT	0.00109850	0.00130696	0.00066000	0.00306546

2007 Township Budget

The following chart illustrates the Township's Total Expenditure for 2007 by Department. (ie. Where the Township will spend its money in 2007)

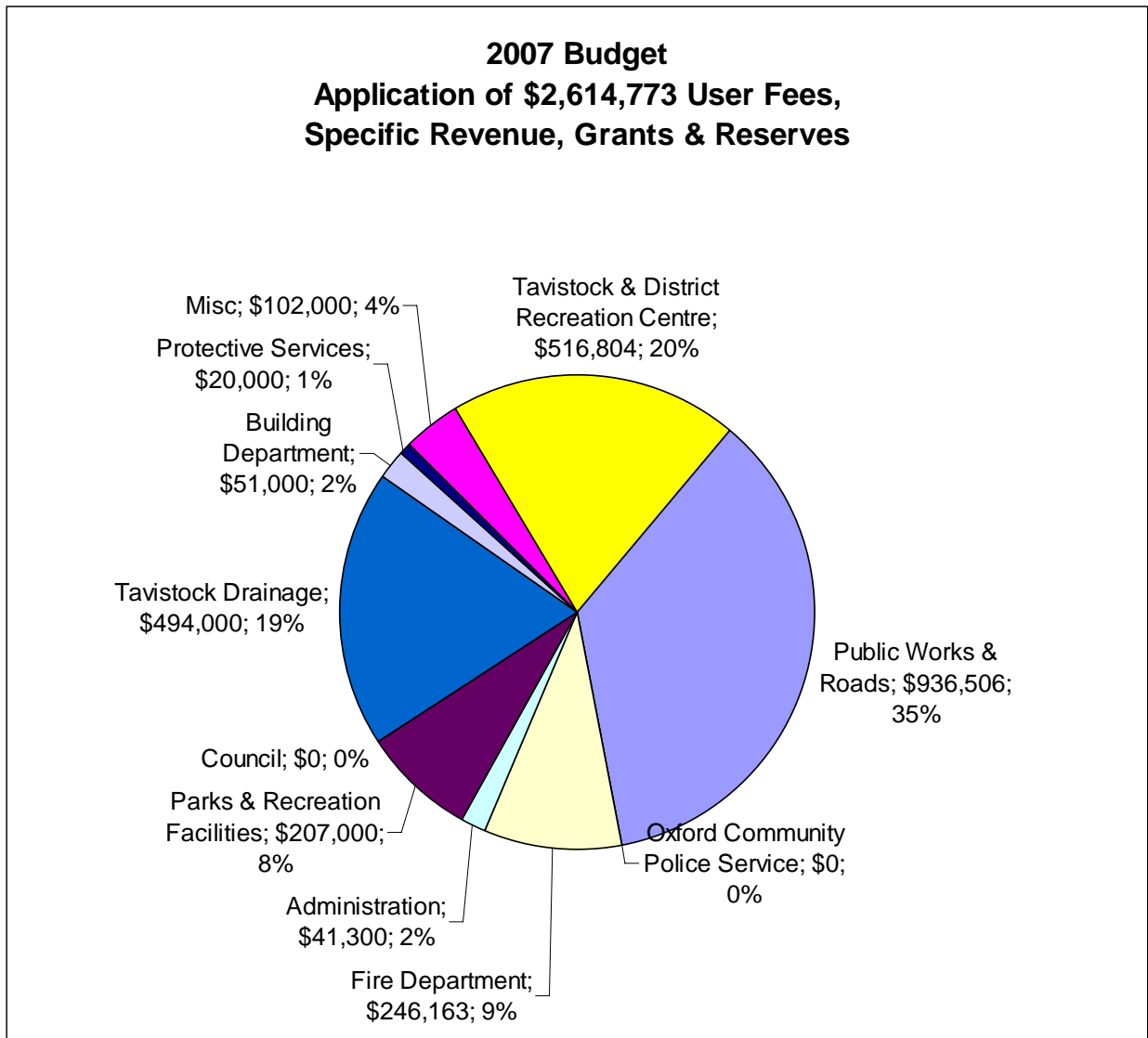


The following chart illustrates where the revenue comes from to support the \$7,030,084 expenditure.



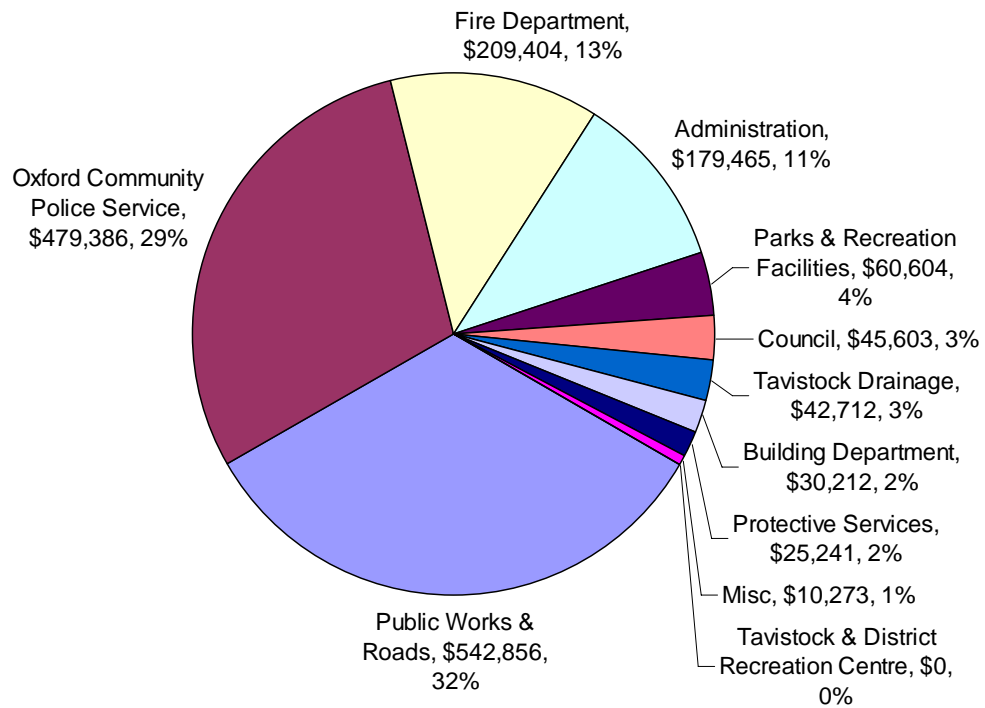
The following three charts illustrate how the three revenue sources are applied by Department.

User Fees, Specific Revenue, Grants and Reserves



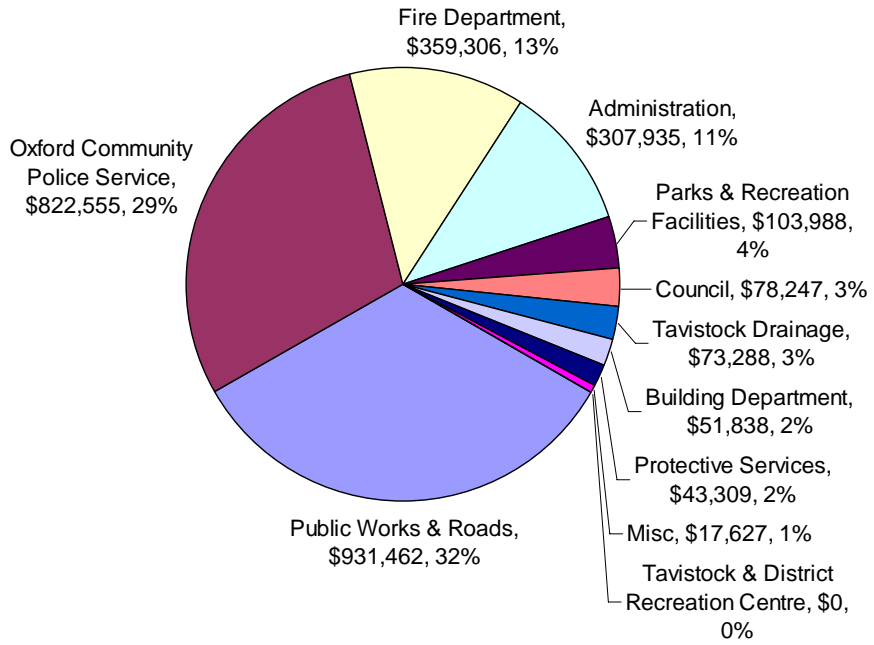
General Grants and Revenue

2007 Budget Application of \$1,625,755 General Grants and Revenue



Township Tax Levy

2007 Budget Application of \$2,789,556 Township Tax Levy



The following example illustrates the total property taxes on an average residential property. The Township's portion is further broken down based on the 2007 budget.

2007 Average Residential Tax Bill (\$151,809 RT Assessment)

County	\$793.63
Education	\$400.78
Township	<u>\$667.05</u>
Total Property Taxes	\$1,861.45
3.6% Increase over 2006	



Breakdown of Township Portion

Public Works & Roads	\$222.73
Oxford Community Police Service	\$196.69
Fire Department	\$85.92
Administration	\$73.63
Parks & Recreation Facilities	\$24.87
Council	\$18.71
Tavistock Drainage	\$17.52
Building Department	\$12.40
Protective Services	\$10.36
Miscellaneous	\$4.22
Tavistock & District Recreation Centre	<u>\$0.00</u>
Total Township Portion	\$667.05

The following chart illustrates the above example, but using \$1,000 of total property tax. Using this example, if your taxes are \$2,500 / year, multiplying the amounts in the chart by 2.5 would illustrate what services your 2007 Property Taxes are applied to.

