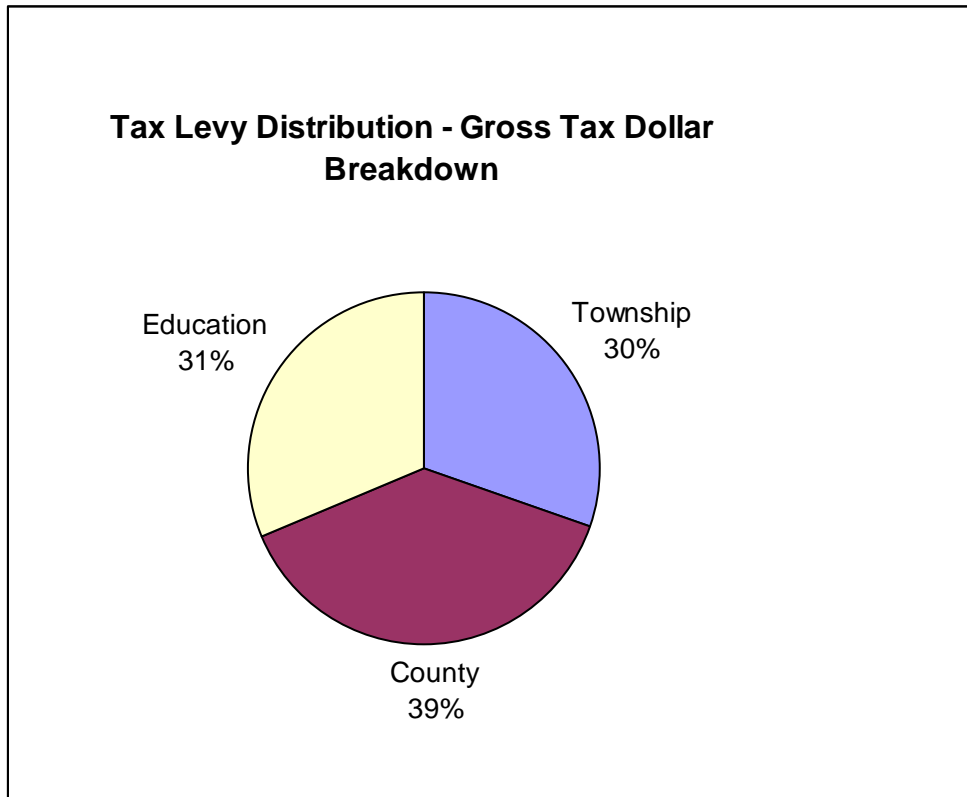


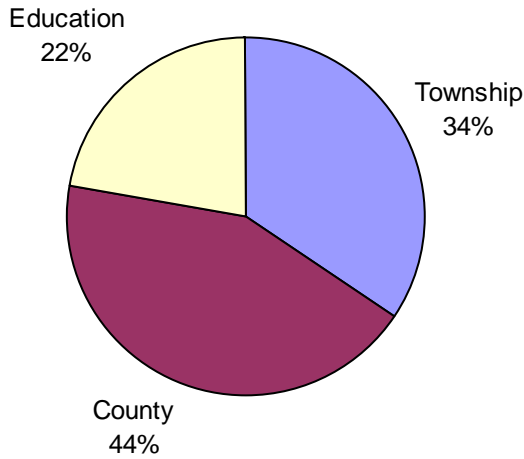
# Township of East Zorra-Tavistock 2006 Budget Highlights



This chart illustrates the distribution of the Township's gross tax levy of \$8,830,918 (2005 - \$8,488,561)

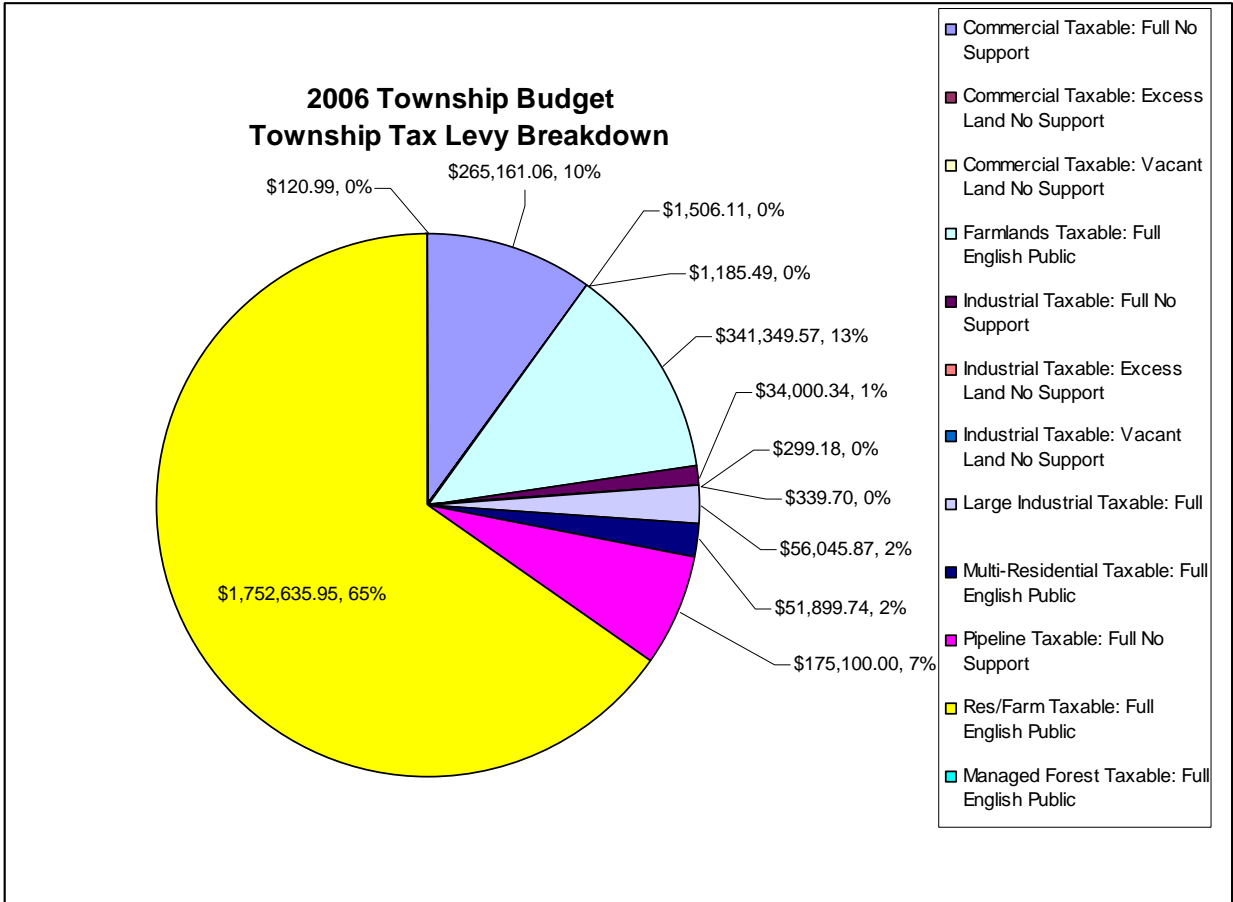
Township .....	\$2,679,644	(2005 - \$2,508,005)
County .....	\$3,377,255	(2005 - \$3,276,413)
Education .....	<u>\$2,774,019</u>	(2005 - \$2,704,143)
Total .....	<u>\$8,830,918</u>	(2005 - \$8,488,561)

### Tax Levy Distribution - Residential Property Breakdown



This chart illustrates the distribution of the residential property taxes. The distribution from property class to property class is not consistent. As a general observation, the education tax levy is lower on residential properties vs. industrial and commercial properties (22% vs. 54%)

Township.....	\$1,752,636	(2005 - \$1,620,021)
County.....	\$2,208,913	(2005 - \$2,116,365)
Education .....	<u>\$1,136,861</u>	(2005 - \$1,124,243)
Total .....	<u>\$5,098,410</u>	(2005 - \$4,860,629)

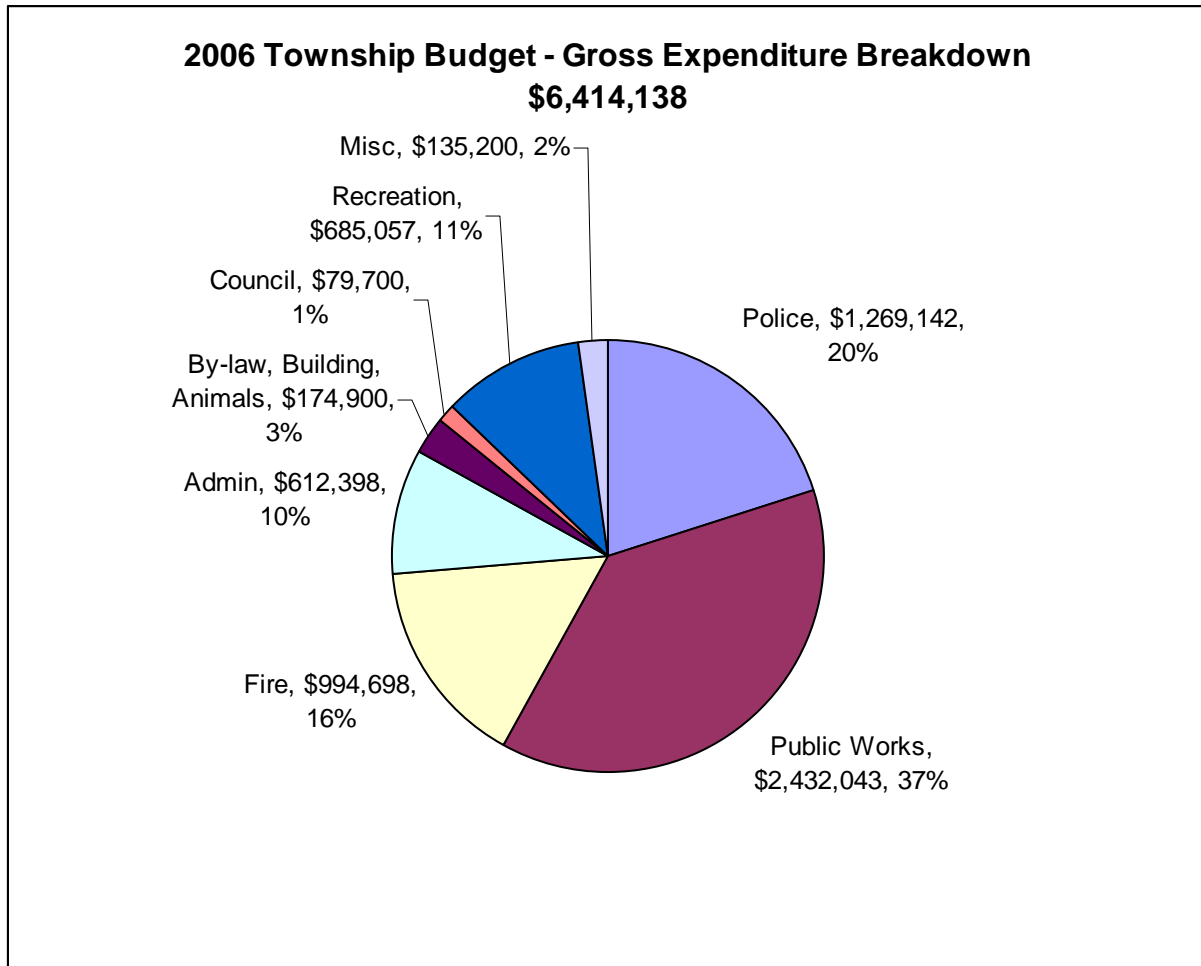


This chart illustrates the breakdown of the Township's 2006 Tax Levy of \$2,679,644. Residential/Farm Assessment represents 65% of the Township's Tax Levy, followed by Farmland at 13%, Commercial at 10%, Pipeline at 7%. Industrial Assessment (Large and Residual) represents approximately 3% of the Township's Tax Levy.

Taxation on a median Residential Property (2005 - \$141,000 2006 - \$156,000)

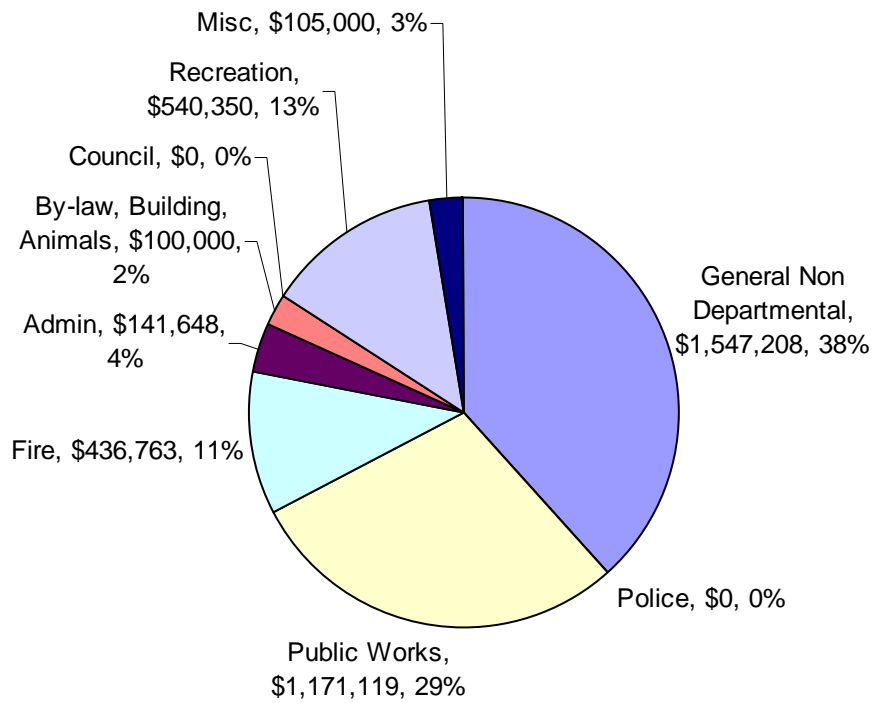
Year	Township	County	Education	Total Taxes
2005	\$601.41	\$785.67	\$417.36	\$1,804.44
2006	\$634.91	\$800.20	\$411.84	\$1,846.95
\$ Difference	\$33.50	\$14.53	-\$5.52	\$42.51
% Change	5.57%	1.85%	-1.32%	2.36%

The following charts illustrate the breakdown of the Township's 2006 Budget.

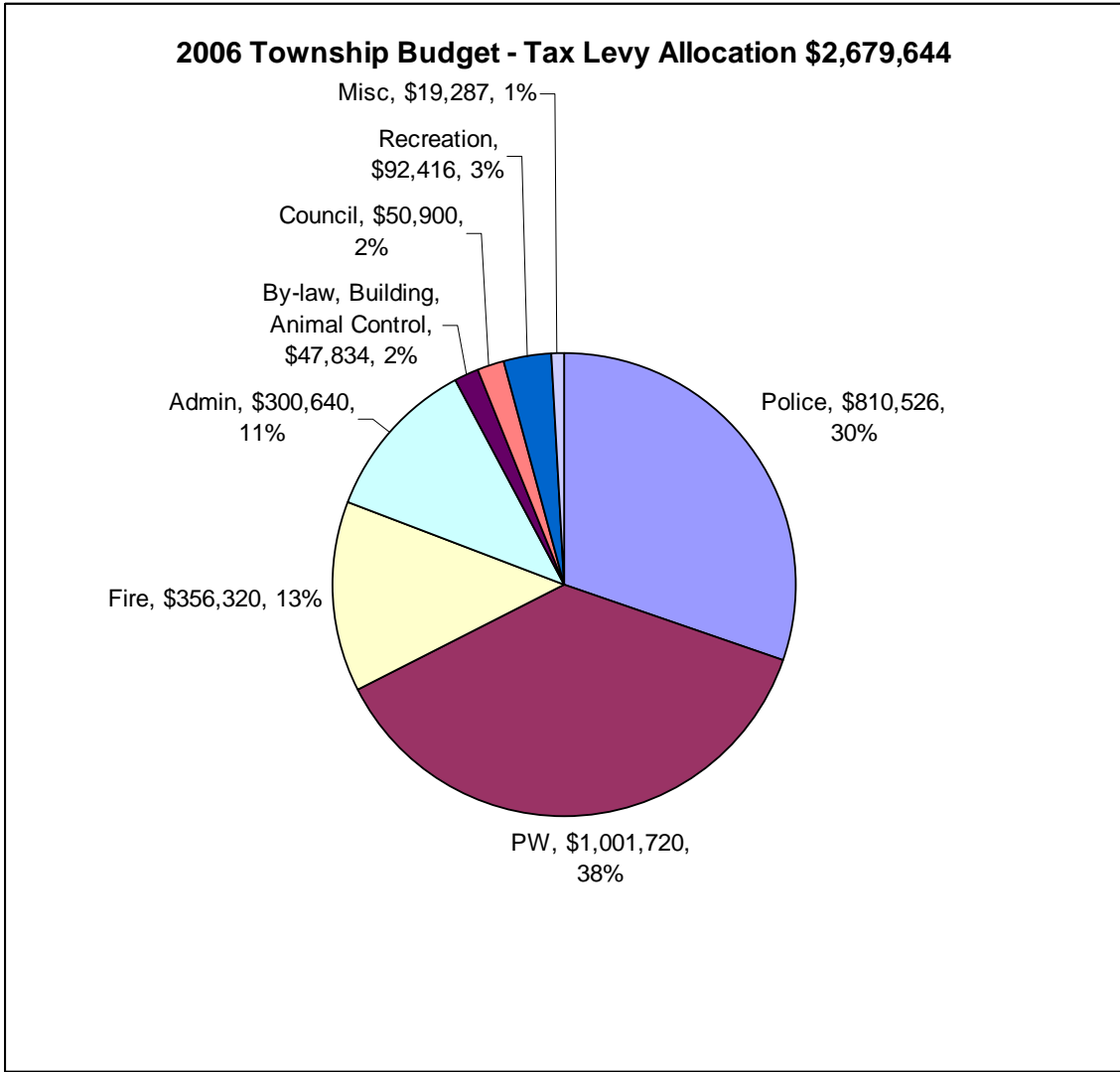


This chart illustrates the budgeted gross expenditure by department or "Where the Township will be spending" this year.

**2006 Budget - Users Fees, Reserves, General Revenue and Grant Revenue Application \$4,042,088**



This chart illustrates how user fees, reserves, grants and general revenues are allocated. User fees and reserves are directly applied to the appropriate department, but general revenues such as grants, bank interest and other revenues are applied proportionately to the departments. Approximately 63% of the Township's gross expenditures for 2006 are funded from sources other than property taxation.



This chart illustrates the application of the Township's property tax levy of \$2,679,644. The Township's tax levy represents approximately 37% of the total revenue required to fund the Township's 2006 Expenditures.

**Township of East Zorra-Tavistock  
2006 Tax Rates**

		Township	County	Education	Total Rate
Commercial Taxable: Full No Support	CT	0.00774022	0.00975529	0.02060039	0.03809590
Commercial Taxable: Excess Land No Support	CU	0.00541815	0.00682870	0.01442027	0.02666712
Commercial Taxable: Vacant Land No Support	CX	0.00541815	0.00682870	0.01442027	0.02666712
Farmlands Taxable: Full English Public	FT	0.00101749	0.00128237	0.00066000	0.00295986
Industrial Taxable: Full No Support	IT	0.01070395	0.01349058	0.02926967	0.05346420
Industrial Taxable: Excess Land No Support	IU	0.00695757	0.00876888	0.01902529	0.03475174
Industrial Taxable: Vacant Land No Support	IX	0.00695757	0.00876888	0.01902529	0.03475174
Large Industrial Taxable: Full	LT	0.01070395	0.01349058	0.02926967	0.05346420
Multi-Residential Taxable: Full English Public	MT	0.01115164	0.01405484	0.00264000	0.02784648
Pipeline Taxable: Full No Support	PT	0.00512528	0.00645958	0.01295267	0.02453753
Res/Farm Taxable: Full English Public	RT	0.00406994	0.00512950	0.00264000	0.01183944
Managed Forest Taxable: Full English Public	TT	0.00101749	0.00128237	0.00066000	0.00295986